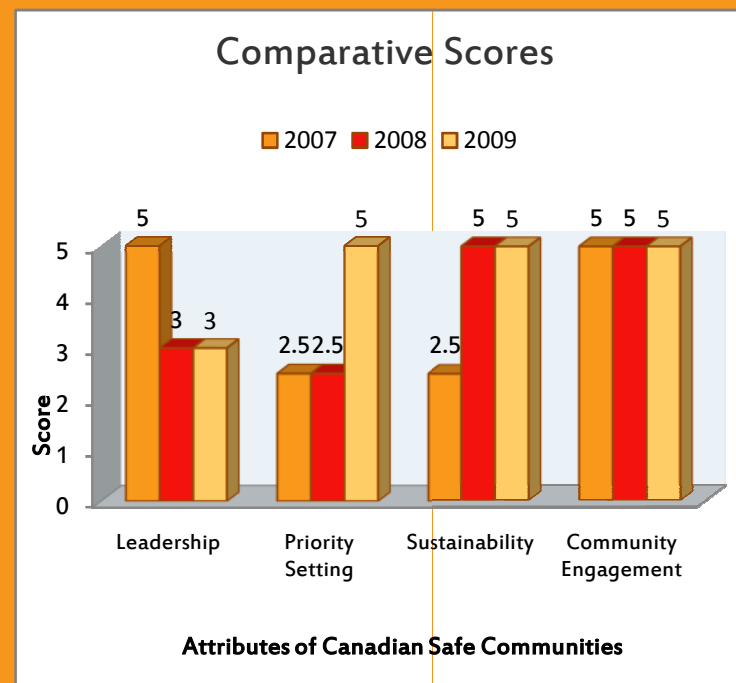
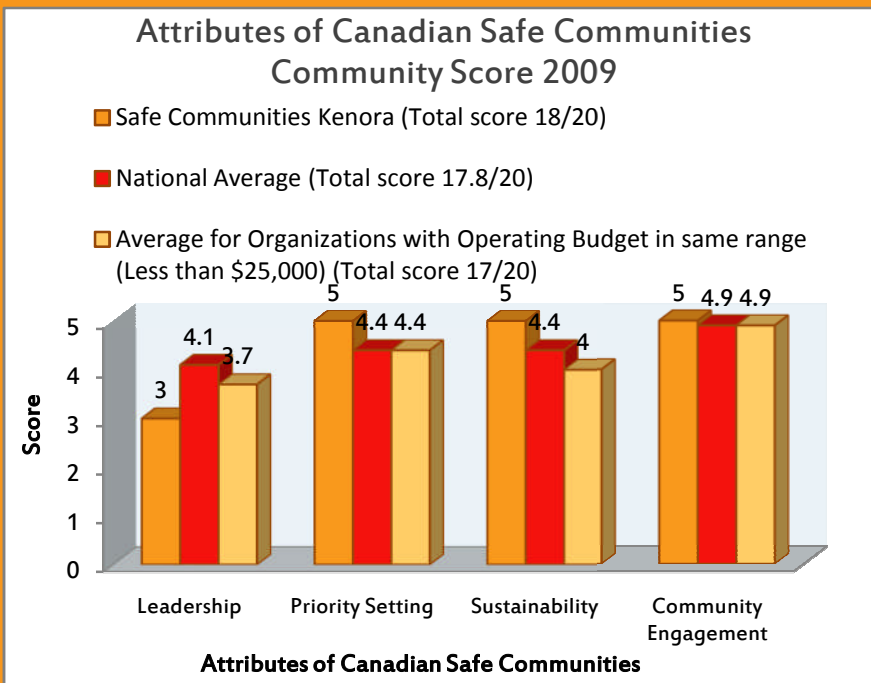


SAFE COMMUNITIES KENORA COMMUNITY REPORT CARD SEPTEMBER 2009*



*For a detailed explanation of the scoring methodology, please refer to *The National Scoring System 2009*, a separate document which accompanies this report.

SAFE COMMUNITIES KENORA COMMUNITY REPORT CARD SEPTEMBER 2009*

COMMUNITY STRENGTHS

Leadership

Safe Communities Kenora reports that it has recruited new members to its Leadership Table during the past year. Renewing membership is an important strategy for maintaining organizational energy and momentum.

Safe Communities Kenora reports that it has helped to ensure its future viability by adopting a co-leadership structure, terms of reference and a succession plan.

Over the past year, members of *Safe Communities Kenora* reports that it has demonstrated leadership in the community by committing to participate in initiatives designed to raise awareness about a safety issue or to raise the profile of the Leadership Table in the cause of its Injury Prevention and Safety Promotion priorities.

Safe Communities Kenora reports that its most important organizational priority is: Budget

Over the past year, members of *Safe Communities Kenora* demonstrated its role as a champion in the community by committing to participate in initiatives designed to raise awareness about a safety issue, and introduce new programming.

Priority Setting for Programmes

Safe Communities Kenora reports that it has conducted a community based priority setting exercise during the past year.

Safe Communities Kenora reports that a total of 8 Injury Prevention and Safety Promotion programmes ran in its community during the past year.

Safe Communities Kenora reports that the Injury Prevention and Safety Promotion programmes it champions are based in the Injury Prevention priorities it has set. This demonstrates a strategic use of its resources—especially of volunteer resources

*For a detailed explanation of the scoring methodology, please refer to *The National Scoring System 2009*, a separate document which accompanies this report.

SAFE COMMUNITIES KENORA COMMUNITY REPORT CARD SEPTEMBER 2009*

Safe Communities Kenora reports that it takes eleven of the Social Determinants of Health into account in its priority planning and/ or programming decisions

Safe Communities Kenora reports that it evaluates the Injury Prevention and Safety Promotion activities it is championing.

Sustainability

By securing funding from a variety of sources, *Safe Communities Kenora* is both expanding its reach and influence in the community, and protecting itself from the consequences of reductions in single source financial support.

Safe Communities Kenora reports that it receives support from in-kind contributions to oversee its administrative requirements. This contributes to organizational effectiveness and enhances the opportunity for community impact.

Safe Communities Kenora reports that 20 volunteers contributed 100 hours to its activities. Effective use of volunteers to assist with administrative requirements demonstrates a pragmatic approach to addressing organizational and administrative capacity.

Safe Communities Kenora reports that it has involved local businesses either as members at the Leadership Table or as sponsors of specific Injury Prevention or Safety Promotion initiatives or both during the past year.

Community Engagement

Safe Communities Kenora reports that it has undertaken a wide range of activities to engage its community in its safety priorities during the past year.

Safe Communities Kenora reports that 2000 citizens in its community participated in Injury Prevention and Safety Promotion programmes it has developed or championed last year

*For a detailed explanation of the scoring methodology, please refer to *The National Scoring System 2009*, a separate document which accompanies this report.

SAFE COMMUNITIES KENORA COMMUNITY REPORT CARD SEPTEMBER 2009*

OPPORTUNITIES FOR GROWTH

Leadership

Ensuring that membership at the *Safe Communities Kenora* includes all five partners specified by Safe Communities Canada will enhance the effectiveness and reach of the organization. Specifically, we recommend that it strive to recruit partners from its local Health Care Services, Public Health and Emergency Medical Services (EMS) to become members of its Leadership Table.

Safe Communities Kenora will enhance its future viability by adopting a co-leadership structure and by evaluating its own effectiveness as an agent of change in its community.

GENERAL COMMENTS

The 2009 Attribute score of *Safe Communities Kenora* is higher than its 2008 score. This demonstrates that its Safe Community Leadership Table has responded to the suggestions made a year ago and, as a result, it has become a more effective organization.

Safe Communities Canada provides its network of designated members across the country with a range of support and networking opportunities. Both *Safe Communities Kenora* and other members of the network will benefit from its commitment to take advantage of the opportunities presented.

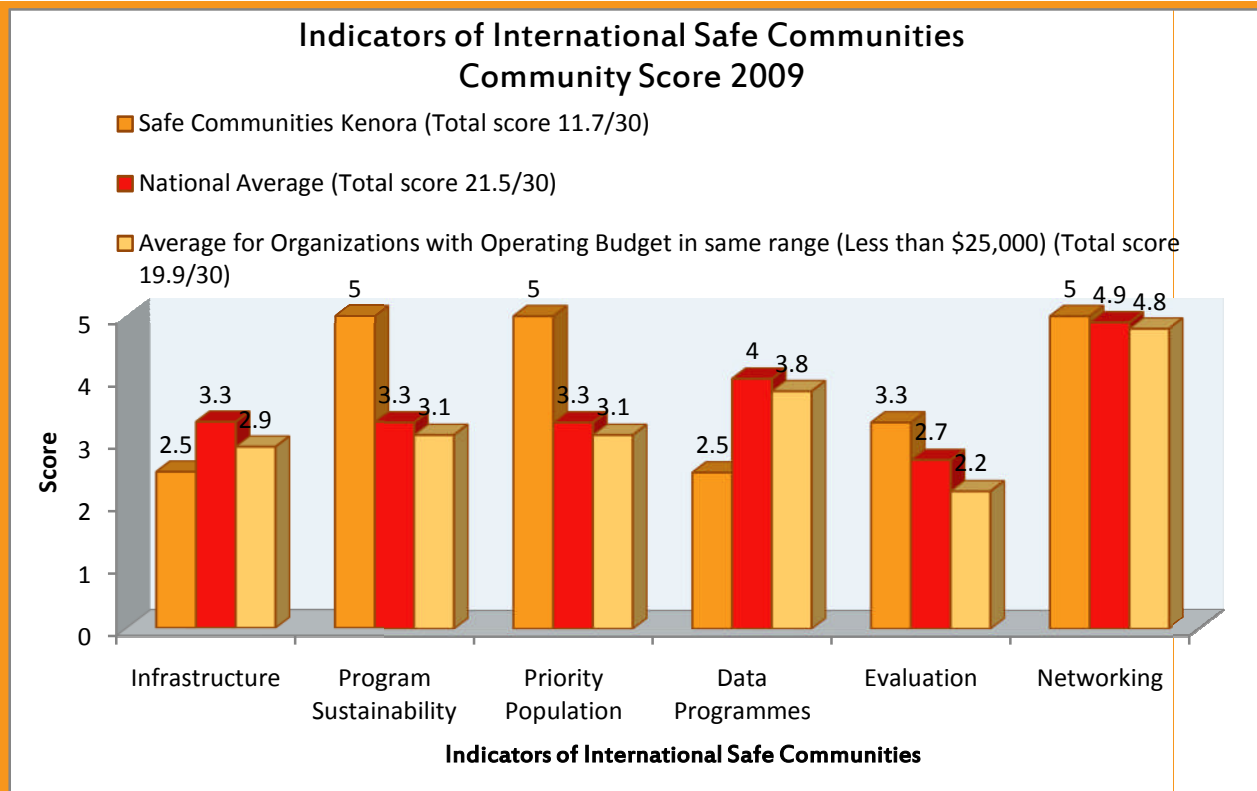
Safe Communities Kenora may wish to consider utilizing such specific support mechanisms of Safe Communities Canada as its Peer Mentoring programme as a strategy for improving its Attribute Score for 2010.

Every designated member of Safe Communities Canada is, again, receiving a supplemental score card outlining its International Indicator Score. The combined score for attributes and indicators is 50 points (20 for Attributes and 30 for Indicators).

Safe Communities Canada recommends that any community interested in pursuing a second designation as an International Safe Community demonstrate a minimum Attribute Score of 16/20 and a minimum combined score of 35/50. Your combined score is 29.7/50.

*For a detailed explanation of the scoring methodology, please refer to *The National Scoring System 2009*, a separate document which accompanies this report.

SAFE COMMUNITIES KENORA COMMUNITY REPORT CARD SEPTEMBER 2009*



ATTRIBUTES SCORE 18/20 - INDICATORS SCORE 11.7/30 - COMBINED SCORE 29.7/50

*For a detailed explanation of the scoring methodology, please refer to *The National Scoring System 2009*, a separate document which accompanies this report.

SAFE COMMUNITIES KENORA COMMUNITY REPORT CARD SEPTEMBER 2009*



*For a detailed explanation of the scoring methodology, please refer to *The National Scoring System 2009*, a separate document which accompanies this report.